

FLEETWOOD SEVENTY-FIVE


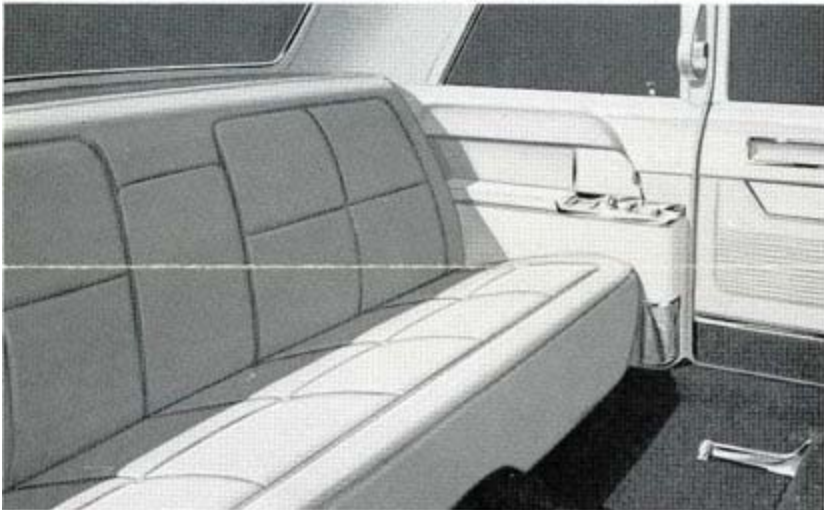
SEDAN AND LIMOUSINE

1960



36





The magnificent Fleetwood Seventy-Five sedan and limousine lend unmatched dignity and distinction to any place and to any occasion. In fact, no other motor car so well reflects not only the stature of its owner, but the tone of the many state, business and social functions at which it is so often found in attendance. Impressive in its exterior styling, it is equally so in the elegance and refinement of its spacious interiors. Upholstery selections include fashionable Bedford Cord in Light Gray, Fawn, or Dark Gray; or superb, all-wool broadcloth in Light Gray or Fawn, all with harmonizing broadcloth bolsters. The seat cushions and seat backs, constructed with individual coil springs for maximum comfort, are exclusively styled with two horizontal rows of biscuits relieved by a single row of recessed buttons. There are, of course, a full complement of convenience features such as electric clocks, front and rear; cigarette lighters and ash receivers; assist handles on the rear quarter pillars as well as the rear of the front seat back; and even separate rear compartment controls when the Cadillac Air Conditioner, Heating System or Radio are ordered.

UPHOLSTERY SELECTIONS

- 80. LIGHT GRAY NYLON BEDFORD CORD with LIGHT GRAY WOOL BROADCLOTH bolsters and trim.
- 81. LIGHT GRAY WOOL BROADCLOTH throughout.
- 84. FAWN NYLON BEDFORD CORD with FAWN WOOL BROADCLOTH bolsters and trim.
- 85. FAWN WOOL BROADCLOTH throughout.
- 90. DARK GRAY NYLON BEDFORD CORD with DARK GRAY WOOL BROADCLOTH bolsters and trim.

CHAUFFEUR COMPARTMENT (Limousine)

- LIGHT GRAY FLORENTINE GRAIN LEATHER with GRAY selections, above.
- FAWN FLORENTINE GRAIN LEATHER with FAWN selections, above.
- BLACK FLORENTINE GRAIN LEATHER optional, at owner's request.

FLEETWOOD SEVENTY-FIVE SEDAN AND LIMOUSINE

BASIC SPECIFICATIONS

Wheelbase.....	149.8"
Length, over-all.....	244.8"
Width, over-all.....	79.9"
Height, over-all.....	59.3"
Engine Horsepower.....	325

INTERIOR DIMENSIONS

	FRONT	AUX.	REAR
Head room.....	36.3"*	35.5"***	34.8"***
Shoulder room....	60.5"	59.2"	58.8"
Hip room.....	65.5"	64.2"	60.1"
Leg Room.....	44.2"†	—	—
Seat height.....	9.6"	12.3"	13.1"

*Limousine—35.8"

**Limousine—33.7"

***Limousine—34.7"

†Limousine—43.9"

STANDARD EQUIPMENT

Air Cleaner, dry-pack
 Armrest, center, front and rear
 Assist Handles (two)
 Assist Straps (two)
 Cadillac Power Brakes
 Cadillac Power Steering
 Cigarette Lighters, front (two)
 Cigarette Lighter, rear
 Clocks, electric, front and rear compartments
 Foot Rests, adjustable (two), rear compartment
 Front Seat Adjustment (horizontal), power operated
 Hydra-Matic Transmission
 Lights, front ash receivers
 Lights, back-up (dual)
 Lights, courtesy and map (automatic)

Lights, directional signal
 Light, glove box (automatic)
 Light, luggage compartment (automatic)
 Lights, reading, two
 Mirror, glareproof, rear-view, flip type
 Oil Filter, Full-flow
 Outside Mirror, left side, remote-control
 Package Compartments in side armrests, rear (two)
 Paint, two-tone
 Reflectors, front door panel, safety warning
 Robe Cord, back of front seat
 Visor Vanity Mirror
 Visors, dual sun
 Wheel Discs (set of four)
 Window Regulators, power operated
 Windshield Washer and Coordinator


OPTIONAL EQUIPMENT (Extra Cost)

Cadillac Air Conditioner
 Cadillac Air Suspension
 Cadillac Cruise Control
 Fog Lamps (pair)
 Headlight Control, Power
 Heater
 License Frames
 "Q" Engine (3 dual-barrel carburetors)

Radio, front compartment controls
 Radio, rear compartment controls
 Remote-Control Trunk Lid Lock
 Shaded and/or Tinted Glass
 Vent Window Regulators, front, power operated
 Whitewall Tires, 8.20 x 15 (set of 5) 6 ply



FLEETWOOD SEVENTY-FIVE SEDAN AND LIMOUSINE



AUXILIARY SEATS

The Fleetwood Seventy-Five sedan and limousine have two auxiliary seats designed to provide maximum comfort and full seating capacity. They are upholstered in the same fine fabrics as the rest of the rear compartment, so that, when folded forward into the recessed base at the rear of the front seat back, they blend harmoniously into the seat back panel. Above the fold-away auxiliary seats is a leather-covered robe cord, while centered in the seat back panel is a handsome, chrome-framed electric clock flanked by two ash receivers for the convenience of auxiliary seat passengers. Two carpeted foot rests may be folded backward against the base of the rear seat cushion when not in use.



CHAUFFEUR COMPARTMENT

In contrast to the biscuit and button tailoring of the rear compartment, the Limousine chauffeur's compartment is fashioned in two inch wide piping with side bolsters only. Upholstery is fine Florentine-grain leather in Gray or Fawn to match the rear compartment color scheme, or in Black if the owner prefers. The glass partition between the front and rear compartments is operated by controls located on a bright and satin-finish escutcheon on each rear quarter panel armrest. On the rear of the front door armrests, red reflective lenses warn drivers approaching from the rear when a car door is opened at night.

